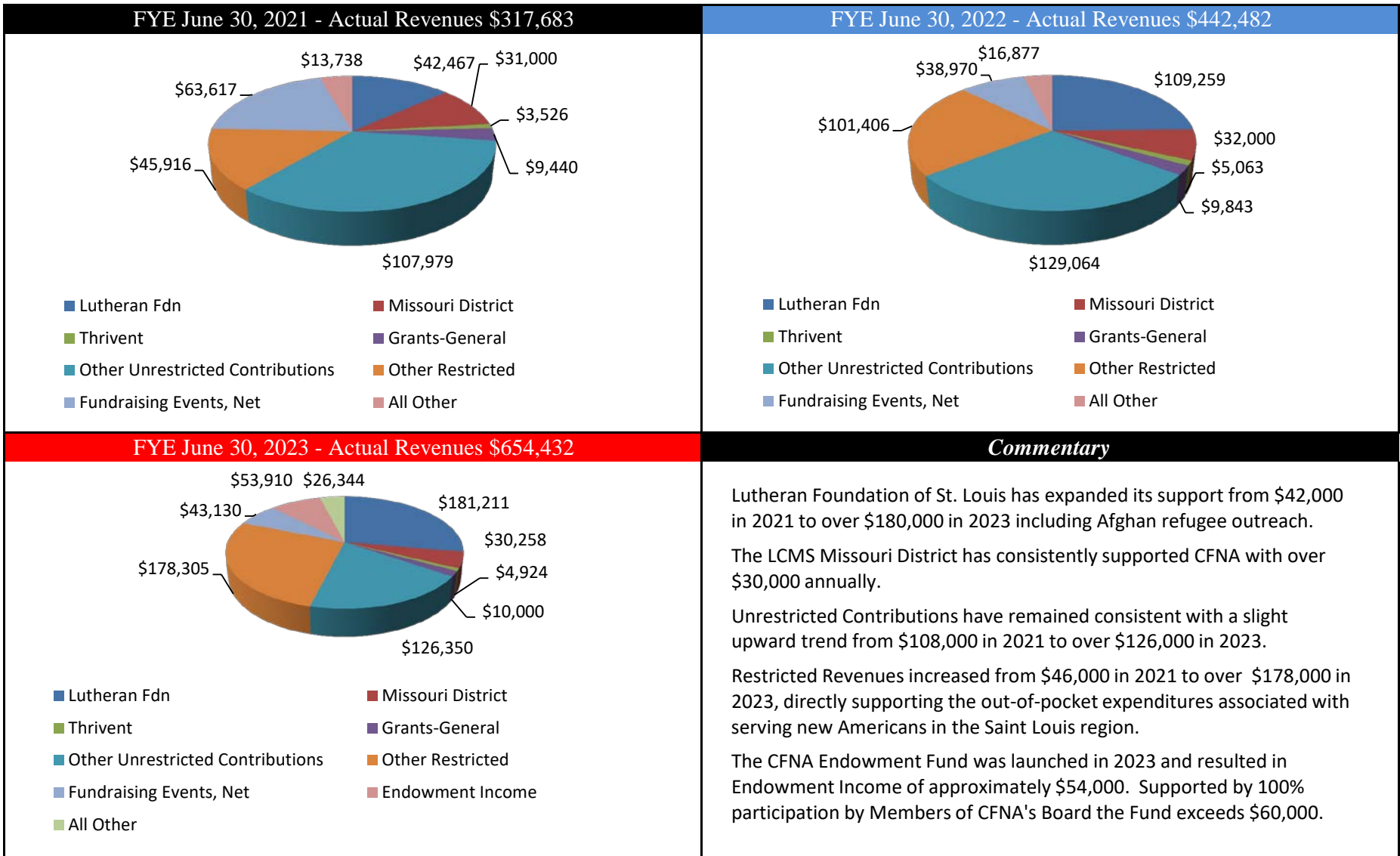


# Christian Friends of New Americans

## Revenue Comparison - 2021 thru 2023

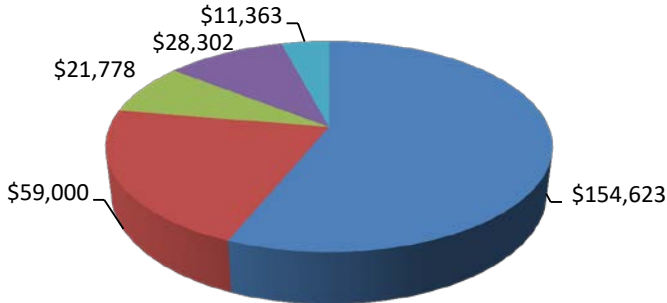
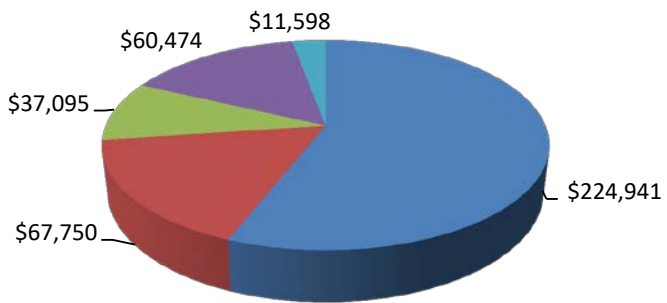
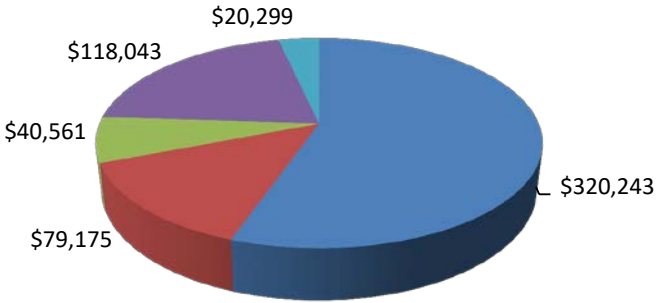


*Net Margin for FYE June 30, 2021, 2022, and 2023 was \$42,617, \$40,624, and \$76,111, respectively.*

# Christian Friends of New Americans

Expense Comparison - 2021 thru 2023



FYE June 30, 2021 - Actual Expenses \$275,066	FYE June 30, 2022 - Actual Expenses \$401,858												
 <table border="1" data-bbox="283 649 903 795"> <tr> <td>Payroll &amp; Related</td> <td>Scholarships</td> </tr> <tr> <td>Insurance, Bldg, Office</td> <td>Program-Direct Expense</td> </tr> <tr> <td>All Other</td> <td></td> </tr> </table>	Payroll & Related	Scholarships	Insurance, Bldg, Office	Program-Direct Expense	All Other		 <table border="1" data-bbox="1207 649 1827 795"> <tr> <td>Payroll &amp; Related</td> <td>Scholarships</td> </tr> <tr> <td>Insurance, Bldg, Office</td> <td>Program-Direct Expense</td> </tr> <tr> <td>All Other</td> <td></td> </tr> </table>	Payroll & Related	Scholarships	Insurance, Bldg, Office	Program-Direct Expense	All Other	
Payroll & Related	Scholarships												
Insurance, Bldg, Office	Program-Direct Expense												
All Other													
Payroll & Related	Scholarships												
Insurance, Bldg, Office	Program-Direct Expense												
All Other													
FYE June 30, 2023 - Actual Expenses \$578,321	<i>Commentary</i>												
 <table border="1" data-bbox="283 1209 903 1356"> <tr> <td>Payroll &amp; Related</td> <td>Scholarships</td> </tr> <tr> <td>Insurance, Bldg, Office</td> <td>Program-Direct Expense</td> </tr> <tr> <td>All Other</td> <td></td> </tr> </table>	Payroll & Related	Scholarships	Insurance, Bldg, Office	Program-Direct Expense	All Other		<p>The increase in Payroll related expenses reflects the addition of part-time and full-time staff to meet the growing number of new Americans in the Saint Louis region, particularly the surge in Afghan refugees.</p> <p>Total scholarships have increased from \$59,000 in 2021 to over \$79,000 in 2023.</p> <p>Program-Direct Expenses reflect out-of-pocket costs associated with delivering support materials and items to meet immediate needs of refugee immigrants.</p> <p>Notably, more than 96% of all CFNA expenditures are incurred to directly deliver services to new American refugees.</p>						
Payroll & Related	Scholarships												
Insurance, Bldg, Office	Program-Direct Expense												
All Other													

*Net Margin for FYE June 30, 2021, 2022, and 2023 was \$42,617, \$40,624, and \$76,111, respectively.*

Data Source: CFNA Management

Format: Copyright 2008-2023 Morgan Consulting LC